






Particulars	UACS CODE	Physical Targets					Physical Accomplishments					Variance as of March 31 2022	Remarks
		1st Quarter	2nd Quarter	3rd Quarter	4th Quarter	Total	1st Quarter	2nd Quarter	3rd Quarter	4th Quarter	Total		
1	2	3	4	5	6	7=(3+4+5+6)	8	9	10	11	12=(8+9+10+11)	13	14
1. Number of establishments assessed (LLCS)		1,206	2,814	2,814	1,206	8,040	1,213					7	
2. Number of beneficiaries/workers served						variable	167						
3. Disposition rate of cases handled, including requests for assistance					100%	100%	-						
OO : Social protection for vulnerable workers strengthened													
WORKERS PROTECTION AND WELFARE PROGRAM	3301000000000000												
Outcome Indicators													
1. Percentage of livelihood projects still operational after two (2) years of grant					5%	5%	-						
2. Percentage of OFW labor cases resolved													
Output Indicators													
1. Number of beneficiaries provided with livelihood assistance		203	473	473	203	1,352	124					-79	
2. Number of beneficiaries served						variable	18,951						
3. Percentage of individuals provided services within the prescribed process cycle time (PCT)					100%	100%	100%						

Prepared By:  **REWIL JANE A. RIVERO**  
 Planning Officer  
 Date: \_\_\_\_\_

In coordination with:  **CHRISTY E. BELA-ONG**  
 Budget Officer Designate  
 Date: \_\_\_\_\_

Approved:  **EXEQUIEL RONIE A. GUZMAN**  
 Agency Head  
 Date: \_\_\_\_\_