

MONTHLY REPORT OF DISBURSEMENTS
For the month of July, 2015

Department : DEPARTMENT OF LABOR AND EMPLOYMENT
Agency : Office of the Secretary
Operating Unit : Regional Office No.IV-A
Organization Code (UACS) : 16-001-03-00004
Funding Source Code (as clustered)

PARTICULARS	CURRENT YEAR BUDGET			PRIOR YEAR'S BUDGET					SUB-TOTAL	GRAND TOTAL			Remarks
	PS	MOOE	TOTAL	PRIOR YEAR'S ACCOUNT PAYABLE		CURRENT YEAR'S ACCOUNT PAYABLE		TOTAL		PS	MOOE	TOTAL	
				MOOE	Sub-Total	MOOE	Sub-Total						
1	2	3	6= (2+ 3+ 4+ 5)	8	11= (7+ 8+ 9+ 10)	13	16= (12+ 13+ 14+ 15)	17= (11+ 16)	18= (6+ 17)	23	24	27= (23+ 24+ 25+ 26)	28
Notice of Cash Allocation (NCA) Regular	2,770,873.32	3,203,027.39	5,973,900.71	-	-	2,343,290.98	2,343,290.98	2,343,290.98	8,317,191.69	2,770,873.32	5,546,318.37	8,317,191.69	
MDS Checks Issued	1,259,700.02	924,880.02	2,184,580.04	-	-	2,341,843.98	2,341,843.98	2,341,843.98	4,526,424.02	1,259,700.02	3,266,724.00	4,526,424.02	
LDDAP-Advice to Debit Account	1,511,173.30	1,330,340.85	2,841,514.15	-	-	-	-	-	2,841,514.15	1,511,173.30	1,330,340.85	2,841,514.15	
Notice of Transfer of Allocation (NTA)		947,806.52	947,806.52	-	-	1,447.00	1,447.00	1,447.00	949,253.52	-	949,253.52	949,253.52	
Notice of Cash Allocation (NCA) - Special (TLB)				-	-								
Notice of Cash Allocation (NCA) - Trust				-	-								
Working Fund (NCS Issued to BTR)				-	-								
Tax Remittance Advices Issued (TRA)	550,360.43	153,060.07	703,420.50	-	-				703,420.50	550,360.43	153,060.07	703,420.50	
Cash Disbursement Ceiling (CDC)				-	-								
Non-Cash Availment Authority (NCAA)				-	-								
Others(CDT, BTR Docs Stamp, etc.)				-	-								
Total	3,321,233.75	3,356,087.46	6,677,321.21	-	-	2,343,290.98	2,343,290.98	2,343,290.98	9,020,612.19	3,321,233.75	5,699,378.44	9,020,612.19	

SUMMARY:	Previous Report	This Month	As of Date	Total Disbursements Program Less: Actual Disbursements (Over)/Under spending	Previous Report	This Month	As of Date
	As of June 2015	(July)			As of June 2015	(July)	
Total Disbursement Authorities Received	104,528,197.70	16,572,420.50	121,100,618.20		125,082,085.76	16,747,320.50	141,829,406.26
NCA	100,051,018.00	15,869,000.00	115,920,018.00		123,641,441.49	9,020,612.19	132,662,053.68
Working Fund							
TRA	4,477,179.70	703,420.50	5,180,600.20				
CDC	-	-	-				
NCAA	-	-	-				
Others (CDT, BTR Docs Stamp, etc.)	20,553,888.06	174,900.00	20,728,788.06				
Add: Notice of Transfer Allocations (NTA) Issued							
Total Disbursement Authorities Available	125,082,085.76	16,747,320.50	141,829,406.26		1,440,644.27		1,440,644.27
Less: Lapsed NCA	1,440,644.27		1,440,644.27		123,641,441.49	9,020,612.19	132,662,053.68
Disbursements							
Balance of Disbursements Authorities as of to date		7,726,708.31	7,726,708.31		1,440,644.27	7,726,708.31	9,167,352.58

Certified Correct:
EDGAR M. MAGTAGNOB
Accountant III

Approved by:
MA. ZENAIDA A. ANGARA-CAMPITA
Regional Director

**DEPARTMENT OF LABOR AND EMPLOYMENT
NCA UTILIZATION/DISBURSEMENT REPORT**

REGIONAL OFFICE NO. IV-A

For the month

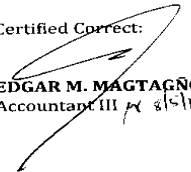
Period Covered	NCA/NTA Received*	Obligation	NCA/NTA Utilized	% of Utilization		Unutilized NCA
	A	B	C	D = C/B	E = C/A	F = A-C
January	10,423,000.00	9,354,277.08	7,334,070.07	78%	70%	3,088,929.93
February	11,363,500.00	32,343,679.93	13,716,288.20	42%	121%	(2,352,788.20)
March	14,247,011.25	16,519,428.06	14,982,683.03	91%	105%	(735,671.78)
April	27,883,251.04	16,383,399.54	9,837,292.41	60%	35%	18,045,958.63
May	27,555,794.50	14,654,899.14	25,181,985.81	172%	91%	2,373,808.69
June	29,082,349.27	34,629,650.63	48,061,942.27	139%	165%	(18,979,593.00)
July	16,043,900.00	10,900,086.98	8,317,191.69	76%	52%	7,726,708.31
August						
September						
October						
November						
December						

As of Given Period

Period Covered	NCA/NTA Received	Obligation	NCA/NTA Utilized	% of Utilization		Unutilized NCA
	A	B	C	D = C/B	E = C/A	F = A-C
January	10,423,000.00	9,354,277.08	7,334,070.07	78%	70%	3,088,929.93
February	21,786,500.00	41,697,957.01	21,050,358.27	50%	97%	736,141.73
March	36,033,511.25	58,217,385.07	36,033,041.30	62%	100%	469.95
April	63,916,762.29	74,600,784.61	45,870,333.71	61%	72%	18,046,428.58
May	91,472,556.79	89,255,683.75	71,052,319.52	80%	78%	20,420,237.27
June	120,554,906.06	123,885,334.38	119,114,261.79	96%	99%	1,440,644.27
July	136,598,806.06	134,785,421.36	127,431,453.48	95%	93%	9,167,352.58

**NCA for Regular and Special Accounts*

Certified Correct:


EDGAR M. MAGTAGOB
Accountant III

DEPARTMENT OF LABOR AND EMPLOYMENT REGION IV-A


STATEMENT OF ALLOTMENT, OBLIGATIONS, NCA/NTA RECEIVED AND DISBURSEMENTS


Budget Performance of DOLE Priority P/A/Ps

As of July 31, 2015


P/A/Ps	ALLOTMENT RECEIVED	OBLIGATION INCURRED	NCA/NTA RECEIVED	DISBURSEMENT
	As of July 31	As of July 31	As of July 31	As of July 31
Special Program for Employment of Students (SPES)	49,685,568.65	43,441,869.83		15,273,289.16
Government Internship Program (GIP)	11,068,972.89	2,153,740.140	8,650,351.04	2,153,740.14
Labor Market Information (LMI)				
Public Employment Services	503,617.25	69,480.78	496,394.27	69,480.78
New Labor Law Compliance System	6,452,000.00	5,224,331.61		5,213,988.11
Case Management Services	1,729,000.00	1,098,367.59		1,069,717.93
Livelihood and Emergency Employment Program	33,155,000.00	10,757,477.59		10,576,432.90
TUPAD	27,581,375.34	8,793,494.20	9,843,451.50	8,791,094.20
TOTAL	130,175,534.13	71,538,761.74	18,990,196.81	43,147,743.22

Prepared by:


LILIBETH B. BRION
Sr. LEO, Budget


EDGAR M. MAGTAGNOB
Accountant III

Noted:


MA. ZENaida A. ANCARA - CAMPITA
Regional Director