




Particulars	UACS CODE	Physical Targets					Physical Accomplishments					Variance as of June 2019	Remarks
		1st Quarter	2nd Quarter	3rd Quarter	4th Quarter	Total	1st Quarter	2nd Quarter	3rd Quarter	4th Quarter	Total		
1	2	3	4	5	6	7=(3+4+5+6)	8	9	10	11	12=(8+9+10+11)	13	14
1. Number of establishments assessed (LLCS)		707	2,826	2,826	707	7,066	442	3852				-2772	
2. Number of beneficiaries/workers served		variable	variable	variable	variable	variable	12,767	20,131					
3. Disposition rate of cases handled, including requests for assistance		100%	100%	100%	100%	100%	2%	4%				-96%	
OO : Social protection for vulnerable workers strengthened													
WORKERS PROTECTION AND WELFARE PROGRAM	3301000000000000												
Outcome Indicators													
1. Percentage of livelihood projects still operational after two (2) years of grant					10%	10%							
2. Percentage of OFW labor cases resolved													
Output Indicators													
1. Number of beneficiaries provided with livelihood assistance		507	608	608	304	2,027	454	2,023				450	
2. Number of beneficiaries served		variable	variable	variable	variable	variable	454	41,785					
3. Percentage of individuals provided services within the prescribed process cycle time (PCT)		100%	100%	100%	100%	100%	100%	100%				0	

Prepared By:  **REWILL JANE A. RIVERO**
 Planning Officer
 Date:

In coordination with:  **CHRISTY E. BELA-ONG**
 Budget Officer Designate
 Date:

Approved By:  **HENRY JOHN S. JALBUENA**
 Agency Head